

RICAMBI - SPARE PARTS - PIECES DETACHEES

LAVASTOVIGLIE

DISHWASHERS

LAVE VAISSELLES

4Q82 - 4Q82ECO



J50 - J500

N50 - N500


4 K50




LAVASTOVIGLIE - DISHWASHERS - LAVE VAISSELLE - GESCHIRRSPUELER - LAVAPLATOS



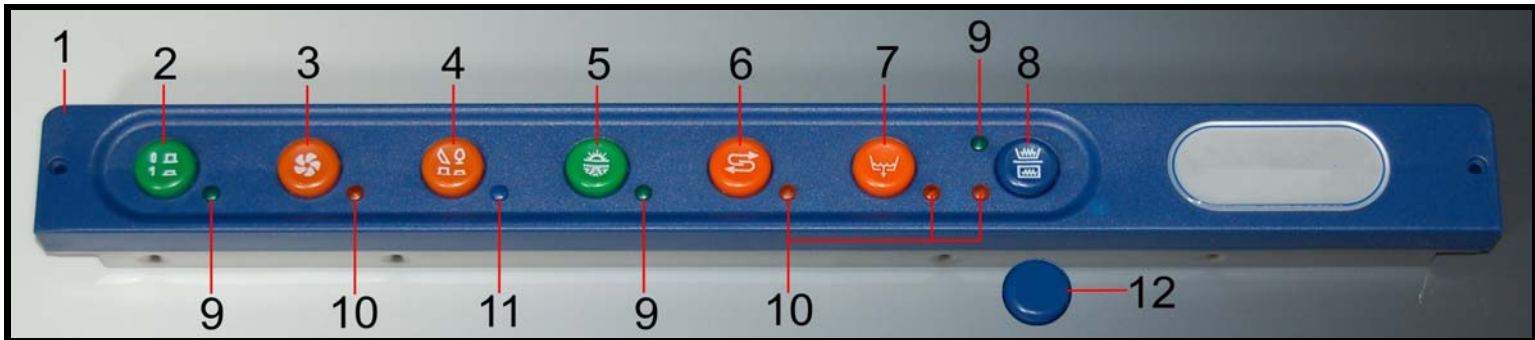
Pos.	Codice	Descrizione	Description	Description
1	CETRP2230GR	Tasto grigio	Grey button	Button gris
2	CETP2230GR	Telaio porta tasto grigio	Mounting for grey button	Support button fix
3	CEDPPFD	Deviatore bipolare	Inner switch, latched	Selecteur bipolaire
4	CEPBPF	Pulsante bipolare	Inner push button momentary	Bouton bipolaire
5	CESPA6	Lampada arancio 6mm	Lamp assy, 6mm, orange	Ampoule orange, 6mm
6	CEGA6	Gemma arancio 6mm	Lens, orange, 6mm	Voyant orange, 6mm
7	CESPV6	Lampada verde 6mm	Lamp assy, 6mm, green	Ampoule verte, 6mm
8	CEGV6	Gemma verde 6mm	Lens, green, 6mm	Voyant vert, 6mm
9	GMPI5CF	Portainterruttori inox	Steel inner control panel	Porte-interrupteur inox
9A	GMPI5CF08	Portainterruttori inox (2008)	Steel inner control panel (2008)	Porte-interrupteur inox (2008)




Pos.	Codice	Descrizione	Description	Description
1	CETP25G01	Tasto tondo grigio "0-1"	On/off button, round, grey	Bouton rond gris "0-1"
2	CEGV6	Gemma verde 6mm	Lens, green, 6mm	Voyant vert, 6mm
3	CETP25GPC	Tasto tondo grigio "partenza ciclo"	Cycle start button, round, grey	Bouton rond gris "depart cycle"
4	CEGA6	Gemma arancio 6mm	Lens, orange, 6mm	Voyant orange, 6mm
5	CETP25GLV	Tasto tondo grigio "lento veloce"	Cycle selector button, round, grey	Bouton rond gris "lent/rapide"
6	CETP6GR	Tappo spia grigio 6mm	Cap, warning light, grey	Bouchon gris, 6mm
7	CETP25GRF	Tasto tondo grigio "risciacquo freddo"	Cold rinse button, round, grey	Bouton rond gris "rinçage froid"
8	CETP25GRR	Tasto tondo grigio "rigenerazione"	Re-set button, round, grey	Bouton rond gris "régénération"
9	CETP25GPS	Tasto tondo grigio "pompa scarico"	Drain pump button, round, grey	Bouton rond gris "pompe de vidange"
10	CETP25GRRS	Tasto tondo grigio "resistenze"	Heater indicator button, round, grey	Bouton rond gris "résistances"
11	CETP25SF	Supporto tasto fisso	Support for indicator button	Support bouton fix
12	CETP25GR	Tasto tondo grigio "tappo"	Button, round, grey (cap)	Bouton rond gris "Bouchon"
13	CEPC5D25RGR	Pannello comandi vasca raggiata	Control panel, plastic, grey	Panneau de controle, plastic, gris
13A	CEPC5D25QGR	Pannello comandi vasca quadra	Control panel, plastic, grey	Panneau de controle, plastic, gris
13B	CEPC5D25DPGR	Pannello comandi vasca doppia parete	Control panel, plastic, grey, double skin	Panneau de controle, plastic, gris, double paroi



Pos.	Codice	Descrizione	Description	Designiation
1	CEDPPFD	Deviatore bipolare	Inner switch bipolar	Deviateur bipolaire
2	CESPV6	Lampada verde 6mm	Lamp assy, green, 6mm	Ampoule vert, 6mm
3	CEPBPF	Pulsante bipolare	Inner push botton bipolar	Bouton bipolaire
4	CESPA6	Lampada arancio 6mm	Lamp assy, orange, 6mm	Ampoule orange, 6mm
5	CETP25SF	Supporto tasto fisso	Support for indicator button	Support bouton fix
6	CEPPPC	Piastra prolunga pannello comandi	Extension for component tray	Rallonge plaque composants électriques
7	CECBCTTC	Catenaria circuito terra "TC"	Catenary, loom, ground	Cable de circuit à la terre
8	GMPI5D25SFRDP	Portainterruttori inox	Steel inner control panel	Porte-interrupteur inox



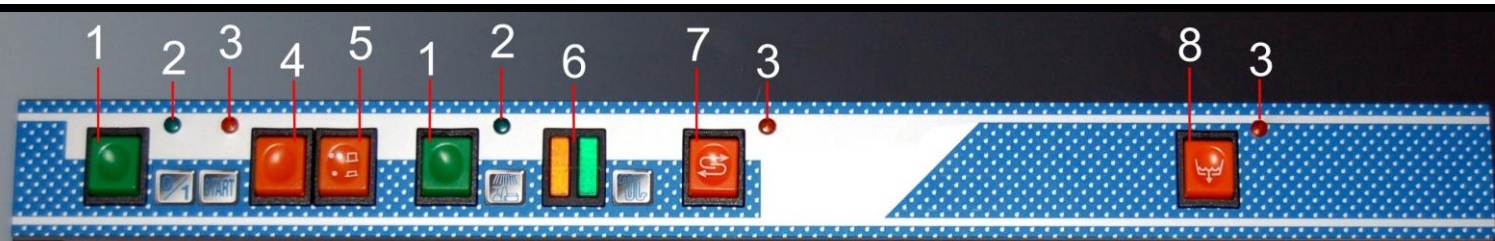
Pos.	Codice	Descrizione	Description	Description
1	CEPC5D25	Pannello comandi blu	Control panel, plastic, blue	Panneau de controle
2	CETP25V01	Tasto tondo verde "0-1"	On/off button, round, green	Bouton rond vert "0/1"
3	CETP25APC	Tasto tondo arancio "partenza ciclo"	Cycle start button, round, orange	Bouton rond orange depart cycle
4	CETP25ALV	Tasto tondo arancio "lento-veloce"	Cycle selector button, round, orange	Bouton rond orange lent / rapide
5	CETP25VRF	Tasto tondo verde "risciacquo freddo"	Cold rinse button, round, green	Bouton rond vert rinçage froid
6	CETP25AR	Tasto tondo arancio "rigenerazione"	Re-set button, round, orange	Bouton rond orange régénération
7	CETP25APS	Tasto tondo arancio "pompa scarico"	Drain button, round, orange	Bouton orange pompe de vidange
8	CETP25BR	Tasto tondo blu "resistenze"	Heater indicator button, round, blue	Bouton rond bleu résistance
9	CEGV6	Gemma verde dm. 6mm	Lens, green, dm. 6mm	Voyant vert, dm. 6mm
10	CEGA6	Gemma arancio dm. 6mm	Lens, orange, dm. 6mm	Voyant jaune, dm. 6mm
11	CETP6B	Tappo foro spia blu dm. 6mm	Cap, warning light, blue, dm. 6mm	Bouchon bleu, dm. 6mm
12	CETP25B	Tasto tondo blu "tappo"	Button, round, blue (cap)	Bouton rond bleu "Bouchon"




Pos.	Codice	Descrizione	Description	Description
1	CEDPPFD	Deviatore bipolare	Latched push switch	Deviateur bipolaire
2	CESPV6	Lampada verde dm. 6mm	Lamp, green, dm. 6mm	Ampoule vert, dm. 6mm
3	CEPBPF	Pulsante bipolare	Momentary push switch	Bouton bipolaire
4	CESPA6	Lampada arancio dm. 6mm	Lamp, orange, dm. 6mm	Ampoule orange, dm. 6mm
5	CETP25SF	Supporto tasto fisso	Support for blanking button	Support bouton fix
6	CEPPPC	Piastra prolunga pannello comandi	Extension plate	Rallonge plaque comp. eletrique
7	CECBCTTC	Catenaria circuito terra	Earth cable	Cable de circuit à la terre
8	GMPI5NOS	Portainterruttori inox	Steel control panel	Porte-interrupteur inox

CONTROL PANEL

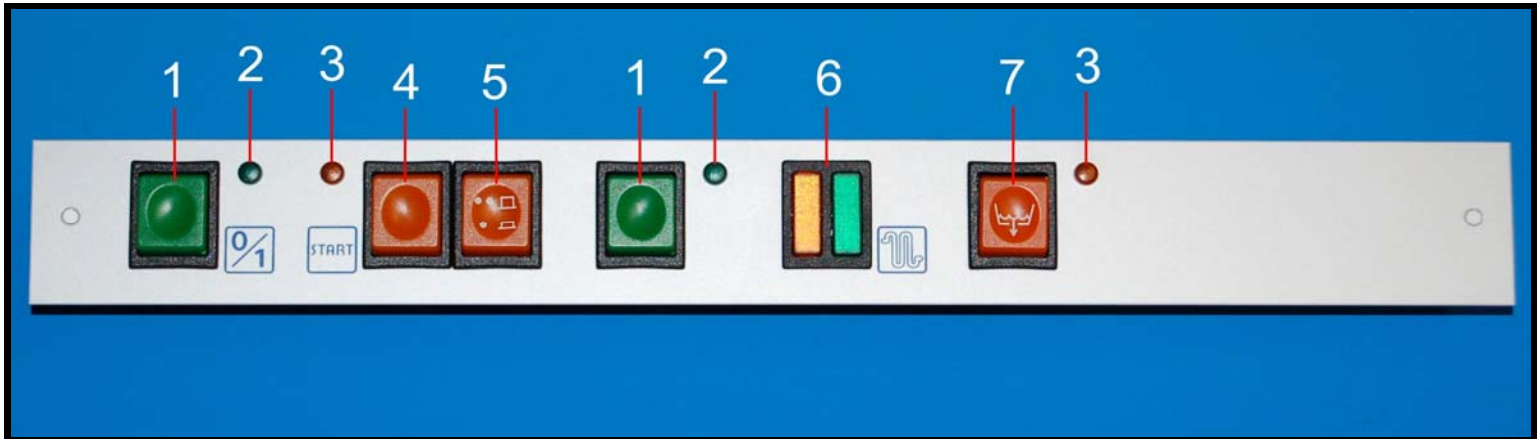
TABLEAU DE COMMANDES




Pos.	Codice	Descrizione	Description	Description
1	CETRP2230V	Tasto verde	Push botton green	Bouton poussoir vert
2	CEGV6	Gemma verde 6mm	Lens green, 6mm	Voyant vert, 6mm
3	CEGA6	Gemma arancio 6mm	Lens orange, 6mm	Voyant jaune, 6mm
4	CETRP2230A	Tasto arancio	Push botton orange	Bouton poussoir , orange
5	CETRP2230ALV	Tasto arancio ciclo "lento veloce"	Speed selector orange button	Bouton poussoir , orange, "lent et rapide"
6	CESDAV	Spia doppia arancio verde	Double warning light, orange/green	Double voyant, orange/vert
7	CETRP2230AR	Tasto arancio "rigenerazione"	Push botton orange "water softner"	Bouton poussoir , orange, "régénération"
8	CETRP2230APS	Tasto arancio "pompa scarico"	Push button orange "drain pump"	Bouton poussoir , orange, "pompe de vidange"




Pos.	Codice	Descrizione	Description	Description
1	CEDPPFDCOMP	Deviatore + telaio completo	Inner switch body complete	Selecteur bipolaire complete
2	CESPV6	Lampada verde 6mm	Lamp assy, green, 6mm	Ampoule verte, diam. 6mm
3	CESPA6	Lampada arancio 6mm	Lamp assy, orange, 6mm	Ampoule orange, diam 6mm
4	CEBPFDCOMP	Pulsante + telaio completo	Inner push button body complete	Bouton bipolaire complete
5	CESDAV	Spia doppia arancio verde	Double warning light	Double voyant, orange/vert
6	CEPPPC	Piastra prolunga pannello comandi	Extension for component tray	Rallonge plaque composants électriques
7	CECBCTTC	Catenaria circuito terra "TC"	Catenary loom ground	Cable de circuit à la terre
8	GMPI5CF	Portainterruttori inox	Steel inner control panel	Porte-interrupteur inox
8A	GMPI5CF08	Portainterruttori inox (2008)	Steel inner control panel (2008)	Porte-interrupteur inox (2008)




Pos.	Codice	Descrizione	Description	Description
1	CETRP2230V	Tasto verde	Push botton, green	Bouton vert
2	CEGV6	Gemma verde 6mm	Lens green, 6mm	Voyant vert, 6mm
3	CEGA6	Gemma arancio 6mm	Lens orange, 6mm	Voyant jaune, 6mm
4	CETRP2230A	Tasto arancio	Push botton, orange	Bouton orange
5	CETRP2230ALV	Tasto arancio ciclo "lento veloce"	Speed selector button	Bouton orange "lent/rapid"
6	CESDAV	Spia doppia arancio verde	Double warning light, orange/green	Double voyant, orange/vert
7	CETRP2230APS	Tasto arancio "pompa scarico"	Push button "drain pump", orange	Bouton orange, "pompe de vidange"




Pos.	Codice	Descrizione	Description	Description
1	CEDPPFDCOMP	Deviatore + telaio completo	Inner switch body, latched	Selecteur bipolaire complete
2	CESPV6	Lampada verde 6mm	Lamp assy 6mm, green	Ampoule verte, 6mm
3	CESPA6	Lampada arancio 6mm	Lamp assy 6mm, orange	Ampoule orange, 6mm
4	CEPBPFDCOMP	Pulsante + telaio completo	Inner switch body, momentary	Bouton bipolaire complet
5	CESDAV	Spia doppia arancio verde	Double warning light, orange/green	Double voyant, orange/vert
6	GMPI4QC	Portainterruttori inox	Steel inner control panel	Porte-interrupteur inox




Pos.	Codice	Descrizione	Description	Description
1	CEPRE	Pressostato 1 livello	Pressure switch	Pressostat, 1 niveau
2	CEPCE	Piastra cablaggio	Component tray	Plaque composants electriques
3	CETF12B	Timer	Timer	Timer
4	CECTF	Teleruttore	4-p contactor	Contacteur
5	CEFA	Filtro antidisturbo	Suppressor	Filtre antiparasites
6	CEM0S3F	Morsettiera trifase	Main terminal block, 6-way	Bornier 3 phase
7	CEPFM	Piastrina fissaggio morsettiera	Mounting plate for terminal block	Plaquette fixation bornier
8	CECBSR482AS	Cablaggio superiore	Upper loom	Cablage superieur
9	CECBPC1V4	Cablaggio pannello comandi	Control panel wiring loom	Cablage panneau de controle
10	CECN12	Condensatore 12,5 mf	Capacitor 12,5 mf	Condensateur 12,5 mf
11	AM05SRTL2	Piastrina fissaggio 2 teleruttori	Double contactor bracket	Plaquette contacteur double
12	AM05SQFC	Piastrina fissaggio condensatore	Capacitor bracket	Plaquette condensateur
13	AM05SRTL1	Piastrina fissaggio 1 teleruttore	Contacteur bracket	Plaquette contacteur
14	AM0SQPR	Piastra pressostato	Bracket for pressure switch	Plaque support pressostat
15	CECBI482	Cablaggio inferiore	Lower loom	Cablage inferieur




Pos.	Codice	Descrizione	Description	Description
1	CEPRE	Pressostato 1 livello	Pressure switch	Pressostat, 1 niveau
1A	CEPRE2LUL	Pressostato 2 livelli	Double air pressure switch	Pressostat, 2 niveaux
2	CEPCE	Piastra cablaggio	Component tray	Plaque composants electriques
3	CETD1224BGB	Timer ciclo doppio	Timer, two cycles	Timer, double cycle
4	CECBPC2V4	Cablaggio pannello comandi	Control panel wiring loom	Cablage panneau de controle
5	CEPFM	Piastrina fissaggio morsetteria	Mounting plate for terminal block	Plaquette fixation bornier
6	CEM0S3F	Morsetteria trifase	Main terminal block, 6-way	Bornier 3 phase
7	CECBS2T482	Cablaggio superiore	Upper loom	Cablage superieur
8	CEFA	Filtro antidisturbo	Suppressor	Filtre antiparasites
9	CECTF	Teleruttore	4-p contactor	Contacteur
10	AM05SQTL1	Piastrina fissaggio 1 teleruttore	Contactor bracket	Plaquette contacteur
11	AM05SQFC	Piastrina fissaggio condensatore	Capacitor bracket	Plaquette condensateur
12	CECN12	Condensatore 12,5 mf	Capacitor 12,5 mf	Condensateur 12,5 mf
13	AM05SQTL2	Piastrina fissaggio 2 teleruttori	Double contactor bracket	Plaquette contacteur double
14	CETR20B	Timer rigenerazione	Salt re-generation timer	Timer regeneration
15	CEPFTSIM	Piastrina fissaggio timer	Timer mounting bracket	Plaque fixation timer
16	CEPSTFB	Timer pompa scarico	Drain pump timer	Timer pompe de vidange
17	GMPI5CF	Pannello portainterruttori inox	Steel control panel	Panneau porte-interrupteur inox
18	CEPPPC	Piastra prolunga pannello comandi	Extension for component tray	Rallonge plaque composants electriques
19	CECBI482	Cablaggio inferiore	Lower loom	Cablage inferieur




Pos.	Codice	Descrizione	Description	Description
1	CEPRE2LUL	Pressostato 2 livelli "ETL"	Double pressure switch	Pressostat 2 niveau "ETL"
2	CEPR62P	Pressostato 1 livello	Pressure switch, 30/90	Pressostat 1 niveau
3	CETD1224BGB	Timer ciclo doppio	Timer, 2-min & 4-min, ABS version	Timer double cycle 120-240"
4	CECBPC2V4GBABPS	Cablaggio pannello comandi	Control panel wiring loom, ABS version	Cablage panneau de contrôle
5	CECBS2T482GBABPS	Cablaggio piastra	Upper loom, ABS version	Cable 2 timer-2V
6	CECE3536	Cavo alimentazione monofase	Main supply cable 3x6mm	Cable alimentation monophasé
7	CEMOS3F	Morsettiera trifase	Main terminal block, 6-way	Bornier
8	CEPFM	Piastra fissaggio morsettiera	Extension plate for terminal block	Plaquette fixation bornier
9	CECTF	Contattore 220v	4-pole contactor	Contacteur
10	CETF60A	Zoccolo octal a vite ritardatore	Base for Delay timer	Socle temporisateur
11	CETF024	Ritardatore air break	Delay timer	Temporisateur ABS 110/230
12	AM05SQTL1	Piastrina per 1 teleruttore	Bracket for delay timer	Plaquette contacteur
13	CECN12	Condensatore 12,5 mf	Capacitor 12.5 mi-F	Condensateur 12,5 mf
14	CEPSTFB	Timer pompa scarico timer 180" 220V	Drain timer, 180" 220V	Timer cycle de vidange 180" 220V
15	CEPCE	Piastra cablaggio elettrico	Component tray, no components	Plaque composants électriques
16	CEFA	Filtro antidisturbo	Suppressor	Filtre électrique
17	AMOSQPR	Piastra pressostato	Bracket for pressure switch	Plaque support pressostat
18	AM05SQFC	Piastrina condensatore	Bracket for capacitor	Plaquette condensateur
19	CEPPPC	Piastra prolunga pannello comandi	Extension for component tray	Rallonge plaque composants électriques
20	AM05SQTL2	Piastrina x 2 teleruttori	Double contactor bracket	Plaquette contacteur




Pos.	Codice	Descrizione	Description	Description
1	CEPRE	Pressostato 1 livello	Pressure switch, standard	Pressostat 1 niveau
2	CEPR62P	Pressostato 1 livello 30/90	Pressure switch, 30/90	Pressostat 1 niveau 30/90
3	CETD1224BGB	Timer ciclo doppio	Timer, 2-min & 4-min	Timer double cycle
4	CECBPC2V4GBABPS	Cablaggio pannello comandi	Control panel wiring loom	Cablage panneau de contrôle
5	CECBS2T482GBABPS	Cablaggio superiore	Upper loom	Cablage supérieur
6	CECE3536	Cavo alimentazione 3x6 mm	Main supply cable 3x6mm	Cablage d'alimentation 3x6mm
7	CEMOS3F	Morsettiera trifase	Main terminal block, 6-way	Bornier
8	CEPFM	Piastrina fissaggio morsettiera	Extension plate for terminal block	Plaquette fixation bornier
9	CECTF	Teleruttore	4-pole contactor	Contacteur
10	CETF60A	Zoccolo ritardatore	Base for delay timer	Socle temporisateur
11	CETF024	Ritardatore air break	Delay timer Air Break system	Temporisateur ABS
12	AM05SQTL1	Piastrina fissaggio 1 teleruttore	Bracket for delay timer	Plaquette contacteur
13	CECN12	Condensatore 12,5mf	Capacitor 12,5 mf	Condensateur
14	CEPCE	Piastra cablaggio	Component tray, no components	Plaque composants électriques
15	CEFA	Filtro antidiurbo	Suppressor	Filtre électrique
16	AMOSQPR	Piastrina fissaggio pressostato	Bracket for pressure switch	Support pressostat
17	AM05SQFC	Piastrina fissaggio condensatore	Bracket for capacitor	Support condensateur
18	CEPPPC	Piastra prolunga pannello comandi	Extension for component tray	Rallonge plaque composants électriques
19	AM05SQTL2	Piastrina fissaggio 2 teleruttori	Double contactor bracket	Plaquette contacteur double




Pos.	Codice	Descrizione	Description	Description
1	CEPRE2LUL	Pressostato 2 livelli	Pressure switch	Pressostat 2 niveau
2	CEPR62P	Pressostato 1 livello 30/90	Pressure switch, 30/90	Pressostat 1 niveau 30/90
3	CETF12BGB	Timer ciclo fisso 120"	Cycle timer - 2 min.	Timer cycle
3A	CETD1224BGB	Timer ciclo doppio	Timer, 2-min & 4-min	Timer double cycle
4	CEPCE	Piastra cablaggio	Component tray, no components	Plaque composants électriques
5	CECBPC2V4GBABPS	Cablaggio pannello comandi	Control panel wiring loom	Cablage panneau de contrôle
6	CEM0S3F	Morsettiera trifase	Main terminal block, 6-way	Bornier
7	CEFA	Filtro antidisturbo	Suppressor	Fltre électrique
8	CECTF	Teleruttore	4-pole contactor	Contacteur
9	CECBS2T482GBABPS	Cablaggio superiore	Upper loom	Cablage supérieur
10	CETF2CPABS	Timer 2 camme per pompa ABS	Timer for ABS pump	Timer double pour ABS
11	CECN12	Condensatore 12,5mf	Capacitor 12,5 mf	Condensateur
12	CEPSTFB	Timer pompa scarico timer 180" 220V	Drain timer, 180" 220V	Timer cycle de vidange 180" 220V



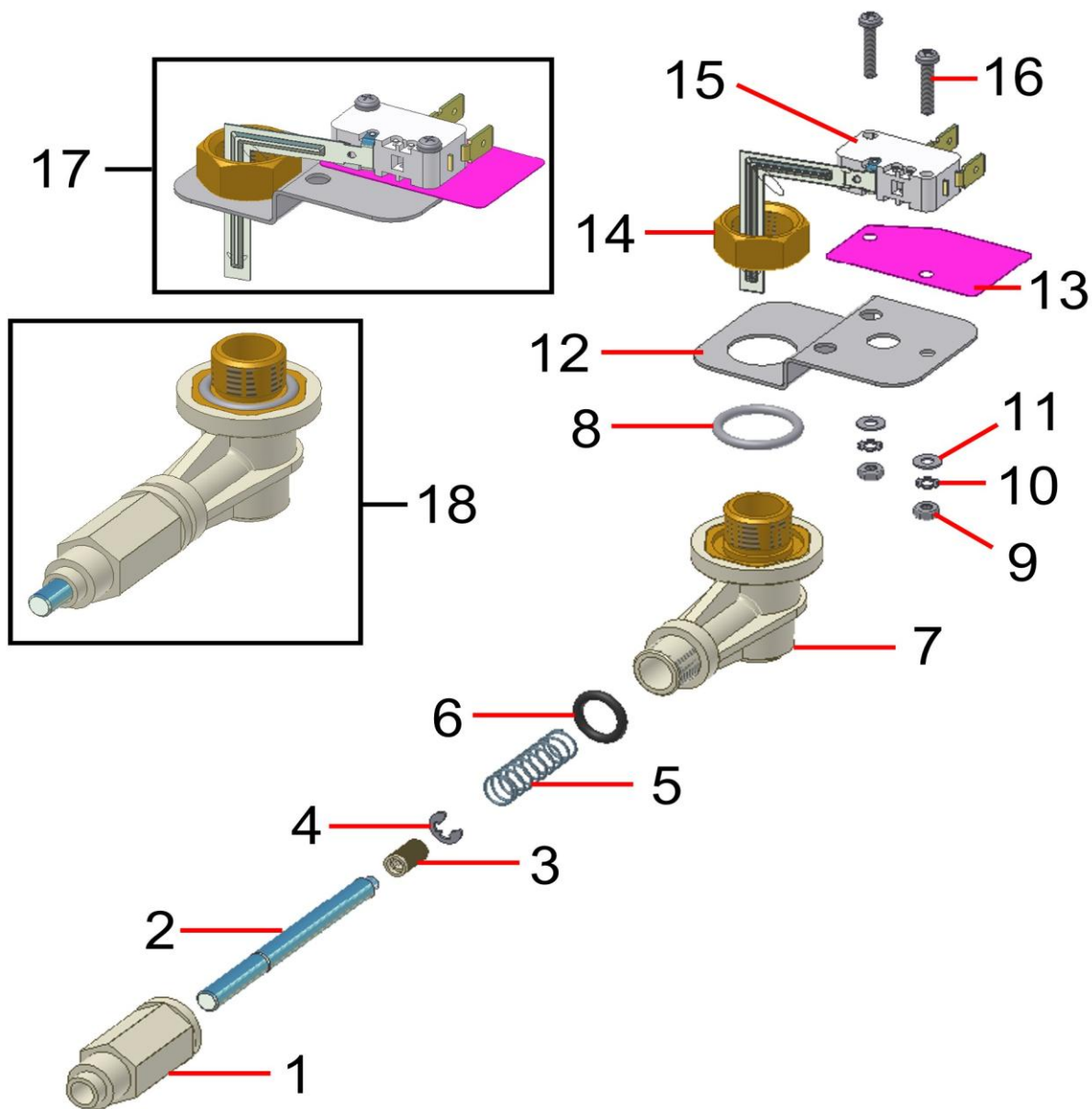
Pos.	Codice	Descrizione	Description	Description
1	CEPRE	Pressostato 1 livello	Pressure switch, standard	Pressostat 1 niveau
2	CEPR62P	Pressostato 1 livello 30/90	Pressure switch, 30/90	Pressostat 1 niveau 30/90
3	CETF12BGB	Timer ciclo fisso 120"	Cycle Timer - 2 min.	Timer cycle
3A	CETD1224BGB	Timer ciclo doppio	Timer, 2-min & 4-min	Timer double cycle
4	CEPCE	Piastra cablaggio	Component tray, no components	Plaque composants électriques
5	CEC8PC2V4GBABPS	Cablaggio pannello comandi	Control panel wiring loom	Cablage panneau de contrôle
6	CEM0S3F	Morsettiera trifase	Main terminal block, 6-way	Bornier
7	CEFA	Filtro antidisturbo	Suppressor	Fltre électrique
8	CECTF	Teleruttore	4-pole contactor	Contacteur
9	CECBS2T482GBABPS	Cablaggio superiore	Upper loom	Cablage supérieur
10	CETF2CPABS	Timer 2 camme per pompa ABS	Timer for ABS pump	Timer double pour ABS
11	CECN12	Condensatore 12,5mf	Capacitor 12,5 mf	Condensateur




Pos.	Codice	Descrizione	Description	Description
1	CECBJ09	Cablaggio	Lower loom	Cable de connexion
2	CEFI6	Fissacavo interno con viti	Cable clamp	Arrêt de cable intérieur
3	CECE25	Cavo alimentazione monofase	Electric supply cable	Cable d'alimentation
4	CEM0S	Morsettiera monofase	Main terminal block, 3-way	Bornier
5	CEPCEBCSL	Base scatola cablaggio	Electric component box body	Boîte cablage
6	CEFA	Filtro antidisturbo	Suppressor	Filtre électrique
7	CECTF	Teleruttore	4-p contactor	Contacteur
8	CETF12	Timer ciclo	Cycle timer, 2.1/2 mins, type B	Timer cycle
9	CEPCECCSL	Coperchio scatola cablaggio	Electric component box lid	Couvercle boîte cablage
10	CECBICMJ09	Scatola cablaggio completa assemblata	Electrical component assembly	Boîte cablage




Pos.	Codice	Descrizione	Description	Description
1	CECBI5T09	Cablaggio	Lower loom	Cable de connexion
2	CEFI6	Fissacavo interno con viti	Cable clamp	Arrêt de cable intérieur
3	CECE353F	Cavo alimentazione trifase	Electric supply cable - 3ph	Cable d'alimentation - 3ph
4	CEM0S3F	Morsettiera trifase	Main terminal block, 6-way	Bornier
5	CEPCEBCSL	Base scatola cablaggio	Electric component box body	Boite cablage
6	CEFA	Filtro antidisturbo	Suppressor	Filtre électrique
7	CECTF	Teleruttore	4-p contactor	Contacteur
8	CETF12	Timer ciclo	Cycle timer, 2.1/2 mins, type B	Timer cycle
9	CEPCECCSL	Coperchio scatola cablaggio	Electric component box lid	Couvercle boite cablage
10	CECBICTJ09	Scatola cablaggio completa assemblata	Electrical component assembly	Boite cablage




Pos.	Codice	Descrizione	Description	Description
1	CEMP23B	Corpo anteriore sicurezza porta	Door plunger body	Corps antérieur
2	CEMP21	Astina sicurezza porta	Push rod	Tige sécurité porte
3	CEMPPIB	Puntale isolante astina sicurezza porta	Push rod end cap	Poussoir plastique
4	CEMP22	Seeger astina sicurezza porta	Circlip	Circlips
5	CEMP20	Molla sicurezza porta	Door plunger spring	Ressort sécurité porte
6	OR4036	Or sicurezza porta	O ring 4036	Joint OR 4036
7	CEMP18B	Corpo posteriore sicurezza porta	Door plunger elbow	Corps postérieur
8	OR122	Or 122	O-ring 122	O-ring 122
9	VD3I	Dado M3	Nut	Ecrou
10	VR3I	Rondella dentellata Ø 3	Tab washer D. 3	Rondelle à denture, d. 3
11	VRGB3I	Rondella grembialina Ø 3	Steel rod	Rondelle, d. 3
12	CEMP13CS	Squadretta micro porta standard	Bracket for door switch	Support interrupteur
13	CEISOMPNT	Isolante micro porta	Insulating plate	Isolant
14	D038A	Dado ottone 3/8"	Brass lock nut 3/8"	Ecrou 3/8"
15	CEMP12CS	Microinterruttore con leva	Door micro switch	Micro interrupteur CS
16	VVTCC316I	Vite M3x16	Screw M3x16	Vis, M3x16
17	CEMP12CSC	Microinterruttore standard completo	Door switch assy complete	Micro contact porte complet
18	CEMP1823B	Sicurezza porta completa	Door plunger assembly	Sécurité de porte assemblée




Pos.	Codice	Descrizione	Description	Description
1	GB4821F	Boiler monofase	Boiler monophase	Surchaffeur monophase
2	CESB454	Termostato sicurezza boiler	Rinse safety thermal switch	Termostat sécurité surchaffeur
3	GB08V0	Protezione resistenza boiler monofase	Rinse element guard, large	Protection résistance surchaffeur
4	GB09V0	Nottolino protezione boiler monofase	Securing nut, rinse element guard	Ecrou fixation protection
5	CERB30	Resistenza boiler 3000W	Rinse element 3kw	Résistance surchaffeur 3000W
5A	CERB22	Resistenza boiler 2200W	Rinse element 2,2kw	Résistance surchaffeur 2200W
6	G42303S	Guarnizione resistenza boiler monofase	Rinse element seal, small	Joint pour résistance surchaffeur
7	CETB85	Termostato boiler regolabile	Adjustable control thermostat	Thermostat surchaffeur réglable
7A	CETB85CAM	Termostato boiler regolabile (2008)	Adjustable control thermostat (2008)	Thermostat surchaffeur réglable (2008)
8	CETV55	Termostato vasca fisso	Fixed wash control thermostat	Thermostat cuve fixe
8A	CETV55CAM	Termostato vasca fisso (2008)	Fixed wash control thermostat (2008)	Thermostat cuve fixe (2008)
9	CEMTB	Manopola termostato	Knob, thermostat	Manette thermostat
9A	CEMTBCAM	Manopola termostato (2008)	Knob, thermostat (2008)	Manette thermostat (2008)
10	CEPRTV0	Protezione termostati	Thermostat protection	Protection résistance cuve
11	CERV22	Resistenza vasca 2200W	Wash element 2,2kw	Résistance de cuve 2200W
12	ORRV	Or resistenza vasca	O-ring, wash element	Joint pour résistance cuve
13	VRP12I	Rondella piana diam.12	Flat washer diam. 12	Rondelle diam. 12
14	VDRV	Dado resistenza vasca	Lock nut	Ecrou tenue résistance cuve
15	CEPRVV0	Protezione resistenza vasca	Guard, wash element	Protection résistance cuve




Pos.	Codice	Descrizione	Description	Description
1	GB4823F	Boiler trifase	Boiler, 3ph	Surchauffeur, 3phase
2	CESB454	Termostato sicurezza boiler	Rinse safety thermal switch	Termostat sécurité surchauffeur
3	GB083FV0	Protezione resistenza boiler	Rinse element guard, large	Protection résistance surchauffeur
4	GB093FV0	Nottolino protezione resistenza boiler	Retaining nut, rinse element, large	Ecrou fixation protection
5	CERB603F	Resistenza boiler trifase 6000W	Rinse element, 6.0 kw, 3ph	Résistance surchauffeur 6000 W
6	ORRB3F	Or resistenza boiler trifase	Or boiler element	Joint pour resistance
7	CETB85	Termostato boiler regolabile	Adjustable control thermostat	Thermostat surchauffeur réglable
7A	CETB85CAM	Termostato boiler regolabile (2008)	Adjustable control thermostat (2008)	Thermostat surchauffeur réglable (2008)
8	CETV55	Termostato vasca fisso	Fixed wash control thermostat	Thermostat cuve fixe
8A	CETV55CAM	Termostato vasca fisso (2008)	Fixed wash control thermostat (2008)	Thermostat cuve fixe (2008)
9	CEMTB	Manopola termostato	Knob, thermostat	Manette thermostat
9A	CEMTBCAM	Manopola termostato (2008)	Knob, thermostat (2008)	Manette thermostat (2008)
10	CEPRTV0	Protezione termostati	Guard thermostat	Protection thermostat
11	CERV22	Resistenza vasca 2200W	Wash element, 2.2 kw	Résistance de cuve 2200 W
12	ORRV	Or resistenza vasca	O-ring, wash element	Joint pour résistance cuve
13	VRP12I	Rondella piana diam. 12	Flat washer, diam. 12	Rondelle diam. 12
14	VDRV	Dado resistenza vasca	Lock nut	Ecrou tenue résistance cuve
15	CEPRVV0	Protezione resistenza vasca	Guard, wash element	Protection résistance cuve




Pos.	Codice	Descrizione	Description	Description
1	LS09PB	Nottolino fissaggio girante	Spindle retaining screw	Ecrou pour pivot
2	LSI46CSB	Asta risciacquo sinistra assemblata	Rinse arm, LH, complete	Rampe rinçage gauche complète
3	LSI46CDB	Asta risciacquo destra assemblata	Rinse arm, RH, complete	Rampe rinçage droite complète
4	LSI46BSB	Asta lavaggio sinistra assemblata	Wash arm, LH, complete	Rampe lavage gauche complète
5	LSI46BDB	Asta lavaggio destra assemblata	Wash arm, RH, complete	Rampe lavage droite complète
6	LSI0607AB	Mozzo girante	Centre boss c/w bushes	Moyeu central
7	LSI46CB	Asta risciacquo	Rinse arm only	Rampe rinçage
8	LSI46BB	Asta lavaggio	Wash arm only	Rampe lavage
9	LSI021B	Ghiera fissaggio getto risciacquo	Rinse jet retaining ring	Ecrou fix. gicleur rinçage
10	LSI022B	Tappo getto risciacquo	Rinse arm blank	Bouchon
11	LSI020B	Getto risciacquo	Rinse jet	Gicleur rinçage
12	LSI017B	Ghiera fissaggio getto lavaggio	Wash jet ring nut	Ecrou fix. gicleur lavage
13	LSI015B	Getto lavaggio destro stretto	Wash jet, RH marked "d"	Gicleur lavage droite
14	LSI018B	Tappo getto lavaggio	Wash arm blank	Bouchon
15	LSI016B	Getto lavaggio sinistro stretto	Wash jet, LH, marked "s"	Gicleur lavage gauche
16	LSI46BBB	Girante completa assemblata	Rotating assy complete	Tourniquet complet




Pos.	Codice	Descrizione	Description	Description
1	LS09PB	Nottolino fissaggio girante	Spindle retaining screw	Ecrou pour pivot
2	LSI46CSB	Asta risciacquo sx con getti	Rinse arm, LH, complete	Rampe rinçage gauche avec gicleurs
3	LSI46CDB	Asta risciacquo dx con getti	Rinse arm, RH, complete	Rampe rinçage droite avec gicleurs
4	LSI46SBDS	Asta lavaggio sx con getti doppia parete	Wash arm LH, complete	Rampe lavage gauche avec gicleurs
5	LSI46BDBDS	Asta lavaggio dx con getti doppia parete	Wash arm RH, complete	Rampe lavage droite avec gicleurs
6	LSI0607AB	Mozzo girante	Centre boss, complete with bushes	Moyeu tournant avec douilles
7	LSI46CB	Asta risciacquo bianca	Rinse arm only	Rampe rinçage blanche
8	LSI46BB	Asta lavaggio	Wash arm only	Rampe lavage blanche
9	LSI021B	Ghiera fissaggio getto risciacquo	Rinse jet retaining ring	Ecrou gicleur rinçage
10	LSI022B	Tappo getto risciacquo	Rinse arm blanking cover	Bouchon gicleur rinçage
11	LSI020B	Getto risciacquo	Rinse jet	Gicleur rinçage
12	LSI017B	Ghiera fissaggio getto lavaggio	Wash jet ring nut	Ecrou gicleur lavage
13	LSI015B	Getto lavaggio dx stretto	Wash jet, RH, marked D	Ecrou gicleur lavage droite
14	LSI018B	Tappo getto lavaggio	Wash arm blanking cover	Bouchon
15	LSI016B	Getto lavaggio sx stretto	Wash jet, LH, marked S	Ecrou gicleur lavage gauche
16	LSI015GSP	Getto lavaggio dx doppia parete	Special wash jet, grey, LH marked D	Gicleur lavage droite
17	LSI016GSP	Getto lavaggio sx doppia parete	Special wash jet, grey, RH marked S	Gicleur lavage gauche
18	LSI46BBDS	Girante doppia parete	Rotating Assy complete	Tourniquet complet




Pos.	Codice	Descrizione	Description	Description
1	LSI46I08C	Girante inox completa assemblata	Rotating stainless steel wash assy complete	Couronne complete en acier inox
2	OR20515	Or 20,5 x 1,5	Or 20,5 x 1,5	Joint torique 20,5 x 1,5
3	LSI018GIGLFB	Tappo asta lavaggio inox	Stainless steel wash arm plug	Bouchon inox rampe lavage
4	GR019GB	Tappo asta risciacquo	Rinse arm plug	Bouchon rampe rinçage
5	OR106	Or 106	Or 106	Joint torique 106
6	LSI020GIB	Getto risciacquo	Rinse jet	Gicleur rinçage
7	OR5501	Or 5,5 x 1	Or 5,5 x 1	Joint torique 5,5 x 1



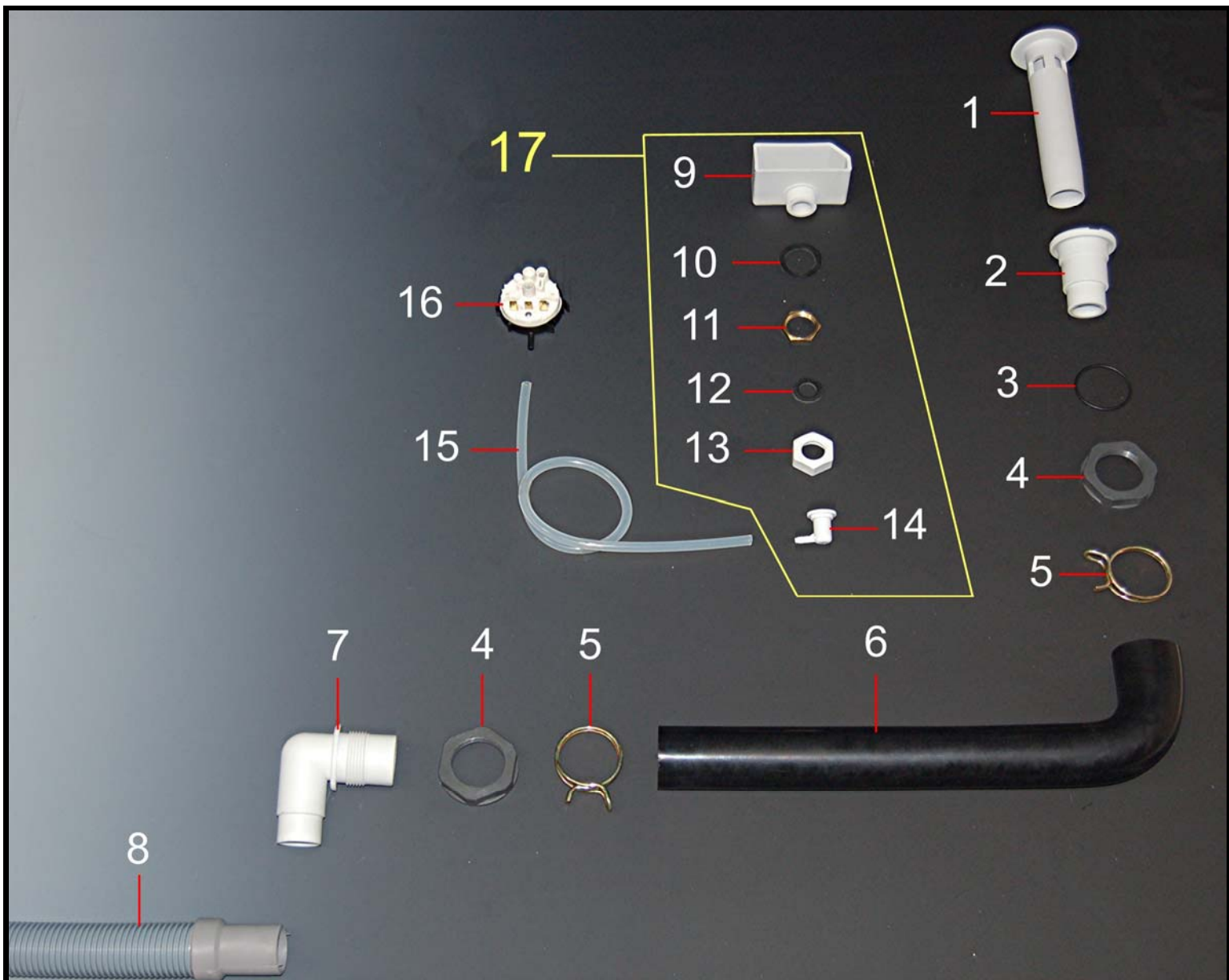
Pos.	Codice	Descrizione	Description	Description
1	LIF4V2PSX04	Filtro superficie sinistro con foro	Top filter section, LH, with hole	Filtre de surface gauche avec trou
2	LIF4V2PDX04	Filtro superficie destro	Top filter section, RH, no hole	Filtre de surface droite
3	AM0APF4B	Appoggio posteriore filtri superficie	Rear filter support	Support postérieur filtre de surface
4	LI034P2F04	Ghiera inferiore appoggio filtri superficie	Filter support disk, with slots	Disque inférieur de support des filtres
5	LI034PV0	Ghiera inferiore	Deflector disk	Déflexeur
6	AM0AAF4B	Appoggio anteriore filtri superficie	Front filter support	Support antérieur filtre de surface




Pos.	Codice	Descrizione	Description	Description
1	LIF4V2PCSX04	Filtro superficie sinistro	Top filter section, LH, no hole	Filtre de surface gauche
2	LIF4V2PDX04	Filtro superficie destro	Top filter section, RH, no hole	Filtre de surface droite
3	AM0APF4B	Appoggio posteriore filtri superficie	Rear filter support	Support postérieur filtre de surface
4	LI034P2F04	Ghiera inferiore appoggio filtri superficie	Filter support disk, with slots	Disque inférieur de support des filtres
5	LI034PV0	Ghiera inferiore	Deflector disk	Déflexeur
6	AM0AAF4B	Appoggio anteriore filtri superficie	Front filter support	Support antérieur filtre de surface



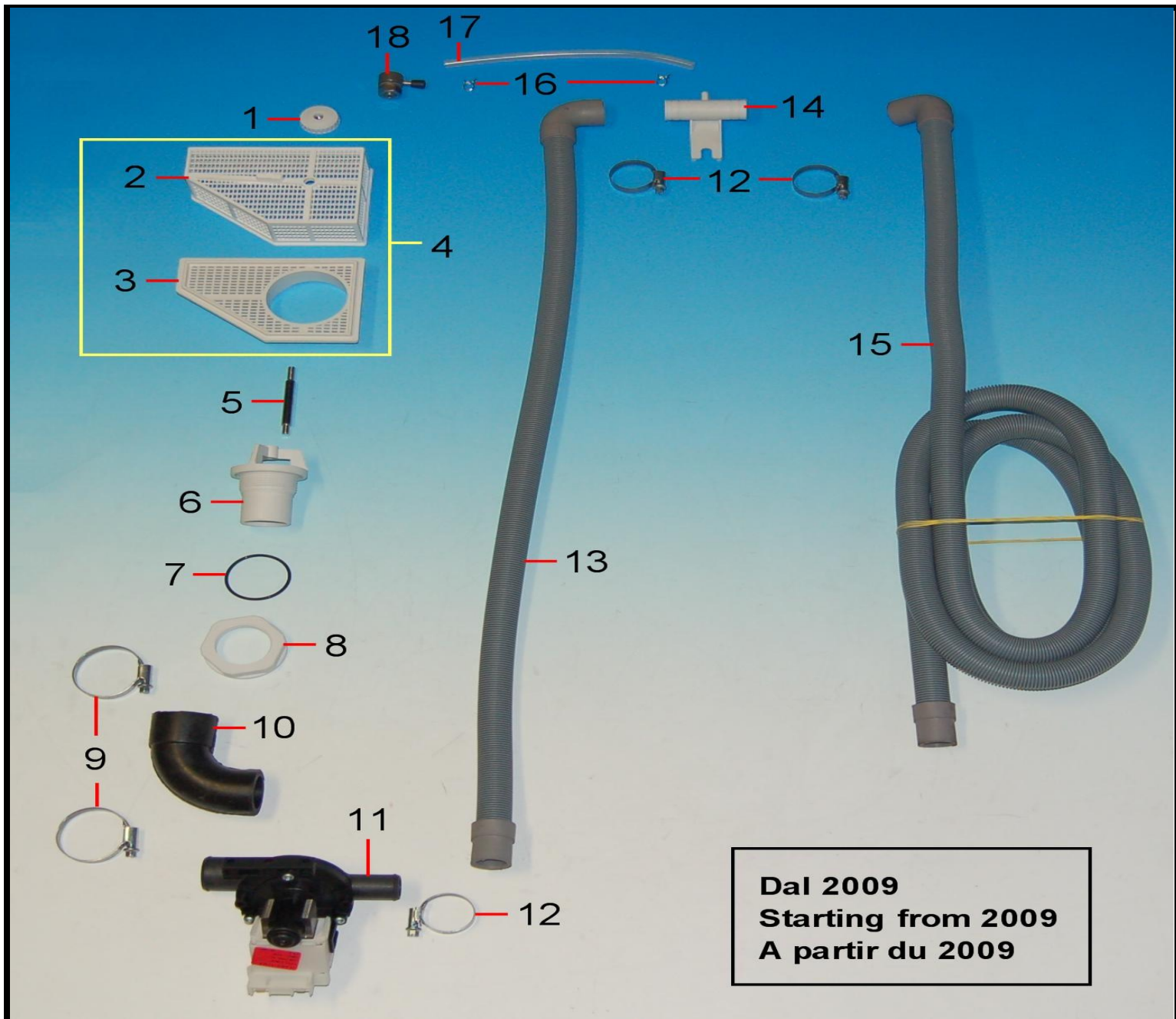
Pos.	Codice	Descrizione	Description	Description
1	GA013B	Ghiera fissaggio filtro aspirazione	Filter retaining nut	Ecrou filtre
2	GA315RV0	Filtro aspirazione	Wash filter upper body	Filtre d'aspiration
3	GA315RAV0	Piastra filtro aspirazione	Wash filter base	Plaque filtre aspiration
4	GA61220T	Astina filtro aspirazione	Filter spindle	Tige de filtre aspiration
5	GA311B	Piletta aspirazione	Filter boss	Bonde d'aspiration
6	OR3187	Or piletta aspirazione	O-ring 3187	O-ring 3187
7	DP112	Dado 1" 1/2	Plastic nut 1.1/2"	Ecrou pour bonde d'aspiration
8	GA538	Manicotto aspirazione	Wash inlet hose	Durite d'aspiration
9	EP100	Elettropompa 1 hp	Washpump, 1.0 hp	Pompe de lavage, 1hp
10	GLMSIC404	Manicotto mandata	Wash outlet hose	Durite de refoulement
11	LS5B	Supporto superiore	Top boss	Support supérieur
12	LS02	Guarnizione supporto superiore	Cork seal	Joint
13	LS03PC	Ghiera superiore assemblata	Baffle plate	Deflecteur
14	LS08	Perno inox lungo	Wash spindle	Pivot inox
15	LI430FCB	Piletta entrata lavaggio inferiore	Wash inlet elbow	Bonde entrée complete
16	LI428	Tubo inox interno	Spacer tube	Tuyau inox
17	LI029CAB	Supporto inferiore	Bottom boss assy	Support inferieur
18	LI330	Prolunga perno inox	Spindle extension	Extension pivot
19	LI533FOT	Supporto inferiore risc.	Support for bottom boss	Support inferieur rinçage
20	OR122	Or supporto risciacquo	O-ring 122	O-ring
21	D038A	Dado ottone 3/8	Brass lock nut 3/8"	Ecrou 3/8"
22	DP114	Dado 1" 1/4	Plastic nut 1.1/2"	Ecrou plast. pour bonde
23	OR3181	Or piletta entrata inferiore	O-ring 3181	Joint torique
24	GA315RCBV0	Filtro aspirazione completo	Plastic filter, complete	Filtre d'aspiration complete
25	GLICQ482BCOMP	Gruppo completo assemblato	Lower elbow and boss assy complete	Groupe assemblé



Pos.	Codice	Descrizione	Description	Description
1	GS416CCAB	Troppo pieno	Drain plug or standpipe	Tuneau de trop-plein complet
2	GS317B	Piletta scarico	Drain outlet boss	Bonde de vidange
3	OR3168	Or piletta scarico	O-ring	Joint torique bonde
4	DP114	Dado 1" 1/4 ppl	Plastic nut	Ecrou plastique pour bonde
5	FAM4050	Fascetta a molla	Spring clip	Collier élastique
6	GS520	Manicotto scarico	Drain hose	Durite de vidange
7	GS321B	Raccordo scarico 90°	Drain outlet elbow	Raccord à 90° de vidange
8	GS330	Tubo scarico	Waste outlet hose (gravity)	Tuyau de vidange
9	GP025B	Trappola aria	Air trap	Chambre de compression
10	G382615G	Guarnizione trappola aria	Airtrap seal	Joint chambre de compression
11	D034	Dado ottone 3/4	Brass nut, 3/4	Ecrou 3/4
12	G251525G	Guarnizione raccordo girevole	Sealing washer	Joint
13	GP026BB	Dado raccordo girevole	Airtrap elbow nut, white	Ecrou pour raccord tournant
14	GP026AB	Raccordo girevole	Airtrap elbow, white	Raccord tournant
15	TSIL48	Tubo silicone 4x8 mm	Silicon tube 4/8mm	Tuyau silicone 4X8 mm
16	CEPRE	Pressostato	Pressure switch	Pressostat
17	GP025BCOMP	Trappola aria completa	Air trap assy, complete	Prise d'air complète




Pos.	Codice	Descrizione	Description	Description
1	GA013B	Nottolino filtro	Filter retaining nut	Ecrou tenue filtre
2	GAGS599	Tirante filtro	Filter spindle	Tige de filtre
3	GA115RV0	Filtro aspirazione	Upper body, drain filter	Filtre d'aspiration
4	GA115RABV0	Piastra filtro aspirazione pompa scarico	Base, Drain filter	Plaque filtre d'aspiration pompe de vidange
5	GA111TB	Piletta aspirazione pompa scarico	Drain filter boss	Bonde d'aspiration pompe de vidange
6	OR3168	Or 3168	O-ring 3168	Joint OR 3168
7	DP114	Dado 1"1/4	Plastic nut 1.1/4"	Ecrou 1"1/4
8	GA18PS5USA	Manicotto aspirazione pompa scarico	Drain pump inlet hose	Durite d'aspiration pompe de vidange
9	CEPS5	Pompa scarico	Drain pump	Pompe de vidange
10	GSTS820PS	Tubo scarico l.820mm	Internal drain hose	Tube de vidange 1,820 mm
11	CEPSVSF	Valvola non ritorno scarico	Drain non return valve	Clapet anti non retour, écoulement
12	GSTS2500PS	Tubo scarico l.2500mm	External drain outlet hose	Tube de vidange 1,250 mm
13	TSIL48	Tubo silicone	Silicone tube	Tube silicone
14	GSDETPI10	Comp inox	Connection elbow, steel	Support inox
15	G24112	Guarnizione 24x11x2	Seal, 24x11x2	Joint 24x11x2
16	VRP10I	Rondella piana diam. 10mm	Plain washer, dm. 10mm	Rondelle, dm. 10mm
17	VD10I	Dado m10	Nut, m10	Ecrou m 10
18	GP025B	Trappola aria	Pressure vessel only	Chambre de compression
19	G382615G	Guarnizione 38x26x1,5	Seal 38x26x1.5	Joint 38x15x2,5
20	D034	Dado 3/4"	Brass nut, 3/4"	Ecrou 3/4"
21	G251525G	Guarnizione 25x15x2,5	Sealing washer	Joint 25x15x2,5
22	GP026BB	Dado raccordo girevole	Air tap elbow nut	Ecrou pour raccord tournant
23	GP026AB	Raccordo girevole	Air trap elbow	Raccord tournant
24	CEPRE2LUL	Pressostato 2 livelli	Double air pressure switch	Pressostat 2 niveaux
25	GP025BCOMP	Gruppo livello completo	Pressure vessel assy complete	Groupe niveau complete
26	GA115SCOMP	Filtro aspirazione completo	Drain filter top and base complete	Filtre d'aspiration complet
27	GSDETPI10COMP	Portagomma inox completo	Conn'n elbow, steel, complete assy	Support inox complet




Dal 2009
Starting from 2009
A partir du 2009


Pos.	Codice	Descrizione	Description	Description
1	GA013B	Nottolino filtro	Filter retaining nut	Ecrou de filtre
2	GA115RV0	Filtro aspirazione	Upper body, drain filter	Filtre d'aspiration
3	GA115RABV0	Piastra filtro aspirazione pompa scarico	Base, Drain filter	Plaque filtre d'aspiration pompe de vidange
4	GA115SCOMP	Filtro aspirazione completo	Drain filter top and base complete	Filtre d'aspiration complet
5	GAGS599	Tirante filtro	Filter spindle	Tige de filtre
6	GA111TB	Piletta aspirazione pompa scarico	Drain filter boss	Bonde d'aspiration pompe de vidange
7	OR3168	Or 3168	O-ring 3168	Joint OR 3168
8	DP114	Dado 1"1/4	Plastic nut 1.1/4"	Ecrou 1"1/4
9	FA3040	Fascetta	Hose clip 30-40	Collier élastique
10	GA18PS5USA	Manicotto aspirazione pompa scarico	Drain pump inlet hose	Durite d'aspiration pompe de vidange
11	CEPS5	Pompa scarico	Drain pump	Pompe de vidange
12	FA2532	Fascetta	Hose clip 25-32	Collier
13	GSTS820PS	Tubo scarico l.820 mm	Internal drain hose	Tuyau de vidange l.820 mm
14	CEPSVSF	Valvola non ritorno scarico	Drain non return valve	Valve non retour, vidange
15	GSTS2500PS	Tubo scarico l.2500 mm	External drain outlet hose	Tuyau de vidange l.2500 mm
16	FAM710	Fascetta a molla	Spring clip	Collier
17	TSIL48	Tubo silicone	Silicone tube	Tuyau silicone
18	GSDETPI10COMP	Portagomma inox completo	Conn'n elbow, steel, complete assy	Support inox complete




Pos.	Codice	Descrizione	Description	Description
1	GB4823FAB	Boiler tri air break 150x425mm	Boiler, 3-ph, ABS version	Surchaffeur ABS Version
2	GAMA4AB	Manicotto aspirazione pompa air break	Rinse pump inlet hose, ABS	Joint aspirateur pompe , Air break
3	ABPRF5213	Pompa aumento pressione	Rinse pump, ABS	Pompe hausse pression
4	ABSTFP5213	Staffa inox pompa air break	Mounting bracket for rinse pump, ABS	Joint inox pompe
5	GRMP4AB	Manicotto mand. risc. air break	Rinse pump outlet hose, ABS	Manchon refoulement rinçage
6	ABRTRP	Raccordo "t" risc.con pompa	Tee connector, ABS	Raccord "t" rinçage avec pompe
7	GRS06B	Raccordo fissaggio asta	Inlet elbow	Raccord
8	OR128	Or 128	O ring 128	Joint 128
9	D038A	Dado 3/8" gas ottone alto	Brass lock nut 3/8"	Ecrou 3/8"
10	ABSB46	Serbatoio inox air break	ABS tank, Steel	Cuve inox air break
11	ABMSB4	Manicotto tra serbatoio e boiler air break	ABS tank exit hose	Manchon entre cuve et surchaffeur air break
12	ABDFIV	Deflettore inox interno vasca air break	Protection plate for ABS wash tank	Deflecteur inox cuve air break
13	ABDFSB	Dado inox m20x1 fissaggio serbatoio AB	Nut, steel, M20 x 1	Ecrou 20x1
14	ABDFISB	Deflettore inox interno serbatoio air break	Deflector plate for ABS tank	Deflecteur inox cuve air break
15	DSDET040BC	Iniettore detersivo	Soap elbow assy	Produit lessiviel complete
16	ABCSB	Coperchio inox interno serbatoio air break	Top cover for ABS tank	Bouchon inox cuve
17	TG1118WRC	Tubo diam. 11x18mm "wrc"	Internal supply tube, 11x 18	Tuyau 11x18 mm "wrc"
18	CEEV1	Elettrovalvola 1 via	Solenoid valve, 1-way	Electrovanne 1 voie



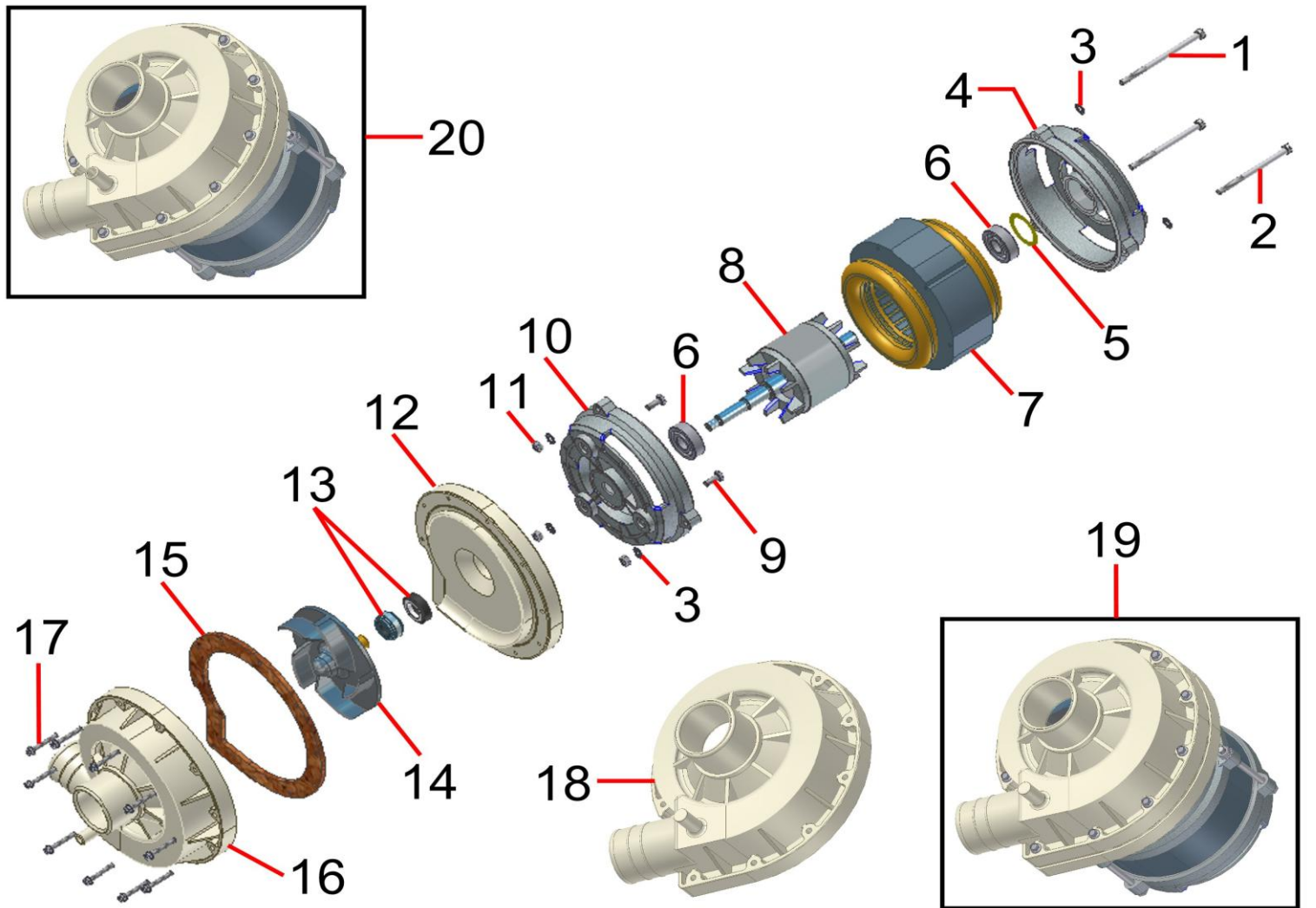
Pos.	Codice	Descrizione	Description	Description
1	GB4823FAB	Boiler tri air break 150x425mm	Boiler, 3-ph, ABS version	Surchauffeur ABS Version
2	GAMA4AB	Manicotto aspirazione pompa air break	Rinse pump inlet hose, ABS	Joint aspirateur pompe , Air break
3	TG1117FDA	Tubo diam. 11x17 "fda"	Tube diam. 11x17 "fda"	Tuyau 11x17 "fda"
4	ABDFIV07	Deflettore inox vasca air break (2007)	Protection plate for ABS wash tank (2007)	Deflecteur inox cuve air break (2007)
5	ABCSAB46	Cornice serbatoio	Door handle, AB, 69 x140	Entourage cuve inox
6	ABMSB4	Manicotto tra serbatoio e boiler air break	ABS tank exit hose	Manchon entre cuve et surchauffeur air break
7	ABSB4607	Serbatoio inox air break (2007)	ABS tank, Steel (2007)	Cuve inox air break (2007)
8	ABGCSAB34229	Guarnizione 34x229x3 serbatoio air break	Seal, air break tank	Joint pour cuve inox air break
9	CEEV1	Elettrovalvola 1 via	Solenoid valve, 1-way	Electrovanne 1 voie
10	ABCSB	Coperchio inox interno serbatoio air break	Top cover for ABS tank	Bouchon inox cuve
11	TG1118WRC	Tubo diam. 11x18 "wrc"	Internal supply tube, 11x 18	Tuyau 11x18 mm "wrc"
12	GSDETPI10COMP	Iniettore inox completo	Soap Inlet Elbow Assembly	Injecteur inox complete
13	ABRISAB46	Raccordo interno serbatoio	Tube elbow adptor	Raccord int. cuve
14	ABRESAB46	Raccordo esterno serbatoio	Tube elbow adptor	Raccord est. cuve
15	OR128	Or 128	O ring 128	Joint 128
16	ABGSB203015	Guarnizione 30x20x1,5 serbatoio air break	Seal, air break tank	Joint pour cuve inox air break
17	ABDFSB	Dado inox m20x1 fissaggio serbatoio AB	Nut, steel, M20 x 1	Ecrou 20x1
18	GRMP4AB	Manicotto mand. risc. air break	Rinse pump outlet hose, ABS	Manchon refoulement rinçage
19	ABSTFP5213	Staffa inox pompa air break	Mounting bracket for rinse pump, ABS	Joint inox pompe
20	ABPRF5213	Pompa aumento pressione	Rinse pump, ABS	Pompe hausse pression
21	ABRTRP	Raccordo "t" risc.con pompa	Tee connector, ABS	Raccord "t" rinçage avec pompe



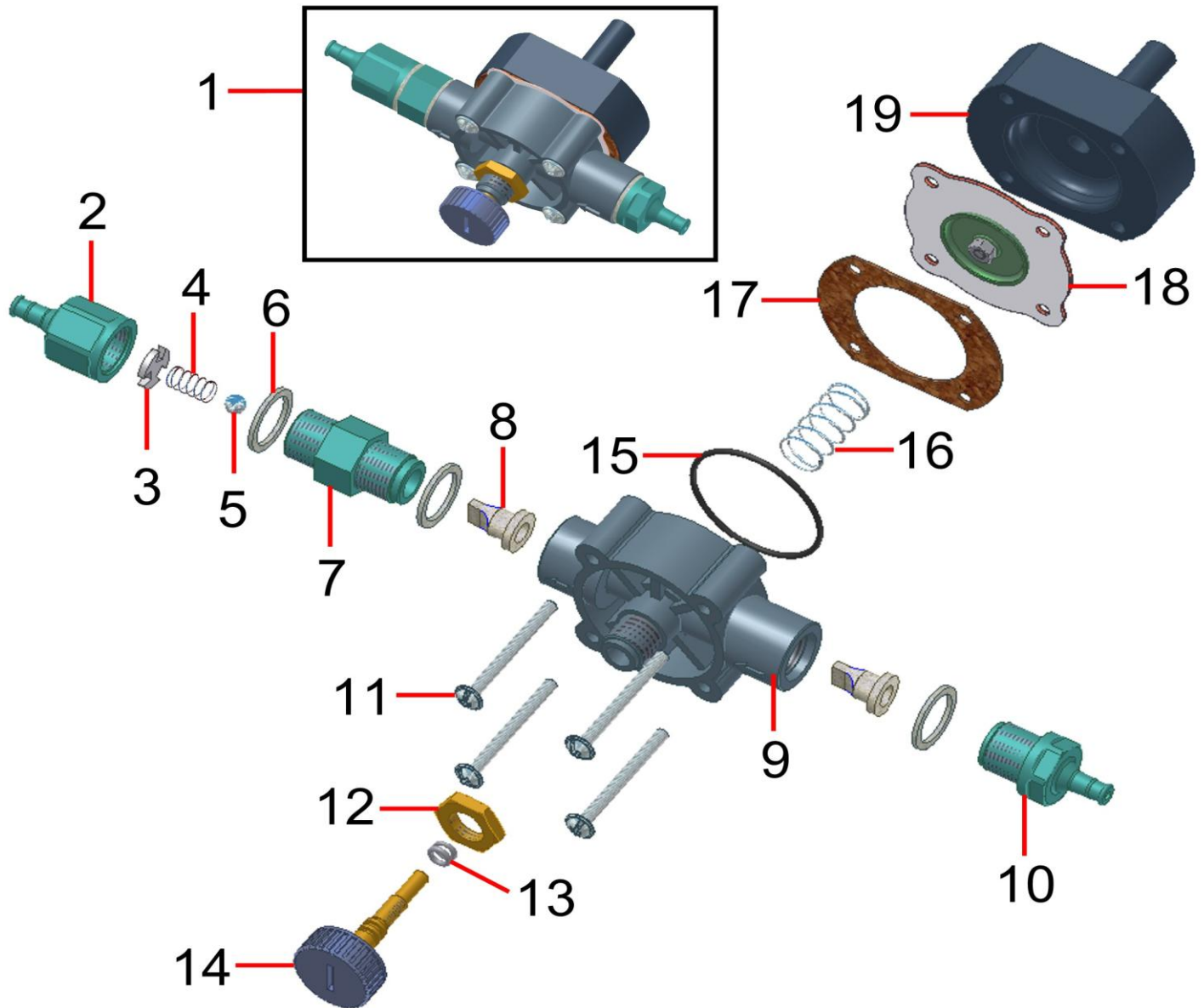
Pos.	Codice	Descrizione	Description	Description
1	CECBI482AB	Cablaggio inferiore air break	Lower wiring loom, Air Break	Cable inférieur Air Break System
2	GB4823FAB	Boiler trifase air break	Boiler, 3-ph, Air Break System version	Surchauffeur Air Break System
3	CERB603F	Resistenza boiler 6000W	Rinse element 6.0 kW	Résistance surchauffeur 6000 w
4	ORRB3F	Or resistenza boiler	O ring for rinse element	Joint pour resistance surchauffeur
5	CESB454	Termostato sicurezza boiler	Safety switch, boiler	Termostat sécurité surchauffeur
6	CETB85	Termostato boiler regolabile	Boiler control thermostat	Termostat surchauffeur
7	CEMTB	Manopola termostati	Thermostat knob	Manette thermostat
8	AM0SQFTDE46AB	Squadretta fissaggio dosatori	Bracket for chemical pumps	Plaque fixation dosateur
9	AM0SQTB	Squadretta fissaggio termostati	Bracket for thermostats	Plaque fixation thermostat
10	CETV55	Termostato vasca	Fixed wash control thermostat	Termostat cuve
11	CESV001	Termostato sicurezza vasca	Safety switch, wash tank	Termostat sécurité cuve
12	AM0SQFRV4	Squadretta fissaggio resistenza vasca	Retaining clip for wash element	Plaque fixation resistance cuve
13	CERV22	Resistenza vasca 2200W	Wash element complete, 2.2kW	Resistance de la cuve 2200W
14	ORRV	Or 12x1 resistenza vasca	O rings for wash element	Joint pour résistance
15	VRP12I	Rondella piana diam. 12mm	Washer for wash element, diam. 12 mm	Rondelle diam 12 mm
16	VDRV	Dado resistenza vasca	Nut for wash element	Ecrou fixation résistance cuve
17	CEPRV	Protezione resistenza vasca	Protection for wash element	Protection résistance cuve



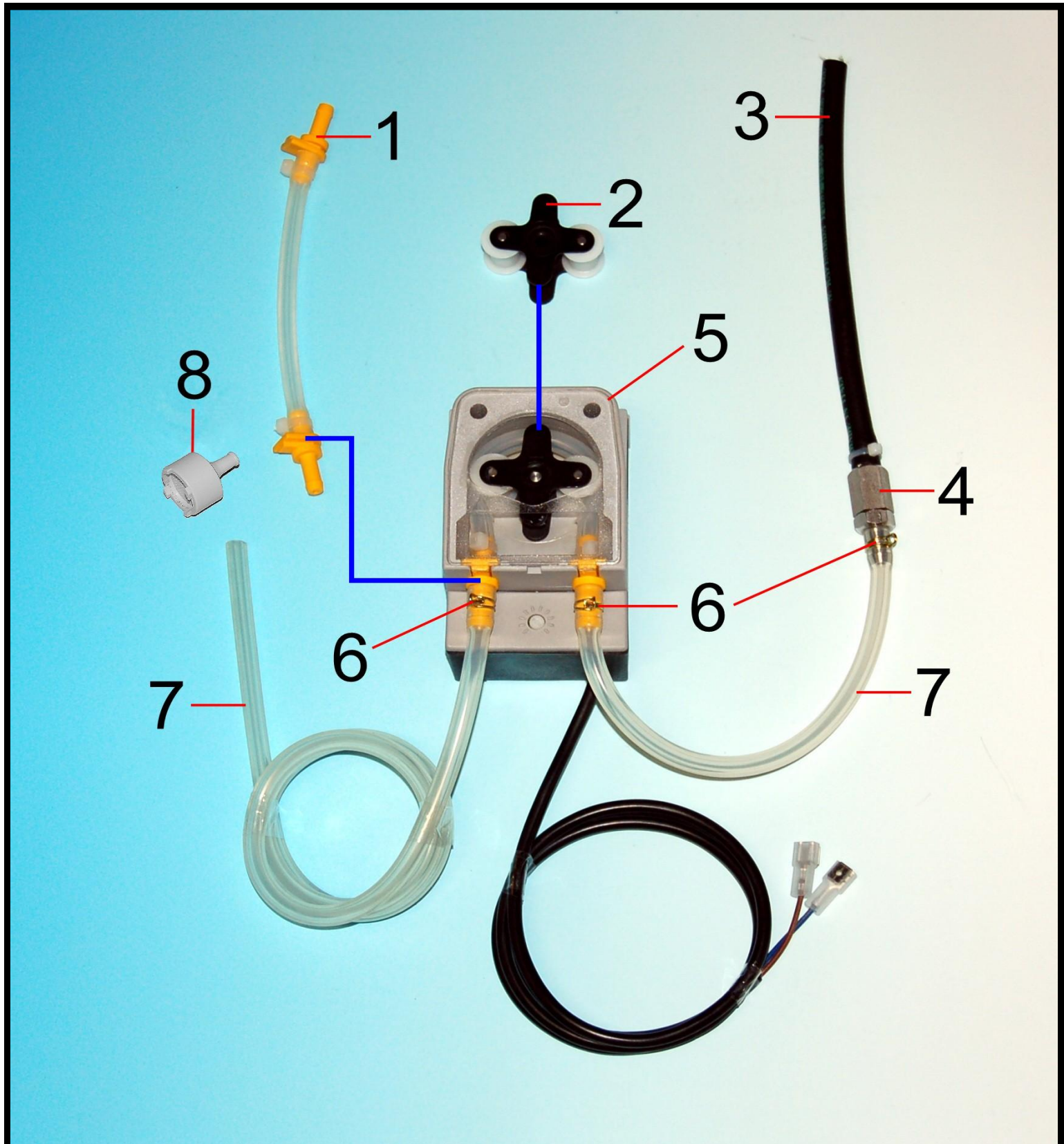
Pos.	Codice	Descrizione	Description	Description
1	CEEV3	Elettrovalvola 3 vie 220 volt	Solenoid valve, 3-way - 220 v	Electrovanne 3 voies 220v
2	DS327	Tubo sagomato grande	Injector operating hose, big	Tuyau caoutch, grand
3	CERI43	Contenitore sale	Salt chamber	Bac à sel
4	CERI47	Decalcificatore a resine	Water softener	Adoucisseur
5	CERI44GS	Guarnizione sughero 83x67x5	Cork seal washer for salt chamber	Joint 83x67x5
6	CERI45	Ghiera contenitore sale	Lock nut for salt chamber	Ecrou pour bac à sel
7	CERI46	Tappo contenitore sale	Cap, thick, salt chamber	Bouchon pour bac à sel
8	CERI44	Guarnizione gomma	Seal washer for salt chamber	Joint pour bac à sel
9	CERI50NTB	Tappo foro boccia sale	Cap, thin, salt chamber	Bouchon pour bac à sel
10	OR6275	Or tappo foro sale	O-ring	Joint torique pour bouchon pour bac à sel
11	AM0PFD	Piastrina fissaggio decalcificatore	Retaining clip	Equerre




Pos.	Codice	Descrizione	Description	Description
1	VVTE580Z	Vite TE 5x80	Special screw for motor assy, 5x80	Vis 5x80
2	VVTE570Z	Vite TE 5x70	Special screw for motor assy, 5x70	Vis 5x70
3	VR5I	Rondella dentata diam 5	Special tab washer	Rondelle éventailé diam. 5 mm
4	EP05M5	Calotta alluminio (filettata)	Motor endplate NDE	Calotte aluminium pompe
5	EP011	Anello compensazione pompa	Bearing ring	Boucle compensation pompe
6	EP07	Cuscinetto per motore pompa	Motor bearing	Roulement pour moteur pompe
7	EP7510	Statore avvolto	Stator	Stator pompe
8	EP7589	Rotore con albero	Rotor	Rotor de compression
9	VVTE512I	Vite 5x12	Special screw	Vis 5x12
10	EP05	Calotta alluminio	Motor endplate DE	Calotte aluminium pompe
11	VD5I	Dado esagonale m 5	Special hexagon nut	Ecrou M5
12	EP755TP	Fondo pompa grande	Impellor back plate	Fond pompe
13	EP04	Anello tenuta	Rotating shaft seal	Presse étoupe
14	EP753	Girante pompa grande	Impellor	Turbine de pompe 1hp
15	EP752NT	Guarnizione pompa	Cork gasket	Joint pompe
16	EP751TP	Corpo pompa grande aperto	Impellor housing, open nipple	Corps pompe 1hp raccord ouvert
17	VATE4232Z	Vite autofilettante 4,2x32	Special screw	Vis 4,2x32
18	EP751TPC	Corpo pompa grande chiuso	Impellor housing, closed nipple	Corps pompe 1hp, raccord fermé
19	EP100C	Elettropompa 1hp 230v 50hz chiusa	Wash pump complete, closed nipple	Pompe de lavage 1hp, raccord fermé
20	EP100	Elettropompa 1hp 230v 50hz aperta	Wash pump complete, open nipple	Pompe de lavage 1hp, raccord ouvert



Pos.	Codice	Descrizione	Description	Description
1	DSAM3NT	Dosatore brillantante completo assemblato	Rinse aid injector, complete	Doseur produit de rinçage
2	DSVNR17NT	Raccordo stringitubo valvola non ritorno	Outlet nipple	Raccord clapet anti retour
3	DSVNR16	Dischetto valvola non ritorno	Special disk for non return valve	Petit disque clapet anti retour
4	DSVNR14	Molla valvola non ritorno	Spring for non return valve	Ressort clapet anti retour
5	DSVNR13	Sfera 1/4"	1/4" Ball for non return valve	Bille 1/4"
6	G16221F	Guarnizione fibra 17x22x1,5	Seal for injector	Joint pour injecteur
7	DSVNR12	Raccordo valvola non ritorno	Housing for non return valve	Raccord soupape
8	DS8S	Valvolina silicone	Non return valve, rubber	Soupape en silicone
9	DS3	Corpo dosatore	Injector front body	Corps doseur produit de rinçage
10	DS10NT	Raccordo stringitubo	Inlet nipple	Raccord
11	VVTCC445Z	Vite fissaggio	Special screw	Vis serrage
12	DS24	Dado 20x4x14	Brass nut 20x4x14	Ecrou 20x4x14
13	OR103	Or 103	O ring 103	Or 103
14	DS1	Volantino dosatore	Adjusting screw	Manette pour doseur
15	OR422	Or 42x2	O ring 42x2	Or 42x2
16	DS4	Molla membrana	Spring for diaphragm	Ressort pour membrane
17	DS15	Guarnizione 64x50x1	Seal 64x50x1 for diaphragm	Joint 64x50x1
18	DS06M3	Membrana completa	Diaphragm	Membrane
19	DS15A	Supporto posteriore	Injector rear body	Support postérieur



Pos.	Codice	Descrizione	Description	Description
1	D0STSILSKC	Tubo silicone brillantante+attacchi	Peristaltic rinse aid tube with fittings	Tube silicone doseur produit rinçage
2	D0SPRRSKC	Portarullini peristaltica seko	Rotating pump head, rinse aid	Rotor
3	TG510DS	Tubo dosatore 5x10	Rinse aid tube to boiler	Tube doseur 5x10
4	D0SVNRSKC	Valvola non ritorno seko	Non return valve	Clapet anti retour
5	D0SBRIETLE	Dosatore brillantante "eur"	Rinse-aid pump housing	Doseur produit rinçage "eur"
6	FAM710	Fascetta a molla	Wire clip for tube	Collier
7	TSIL48	Tubo silicone 4x8	Silicone rinse aid inlet tube	Tube silicone 4x8
8	D0SVFFC	Valvola di fondo con filtro	Foot valve with filter	Clapet avec filtre



Pos.	Codice	Descrizione	Description	Description
1	D0STSANSKC	Tubo Santoprene detergente+attacchi	Peristaltic soap tube with fittings	Tube Santoprene doseur p. lavage
2	D0SPRRSKC	Portarullini peristaltica seko	Rotating pump head, soap	Rotor
3	D0SDETETLE	Dosatore detergente "eur"	Soap pump	Doseur produit de lavage "eur"
4	FAM710	Fascetta a molla	Spring clip for tubing	Collier
5	TC58	Tubo pvc cristal 5x8	Soap PVC tubing	Tube pvc cristal 5x8
6	D0SVFFC	Valvola di fondo con filtro	Foot valve with filter	Clapet avec filtre

HANDLES

POIGNEES



1



2



3



4




5



6




7



8



18



17



16



15



14




13



12



9

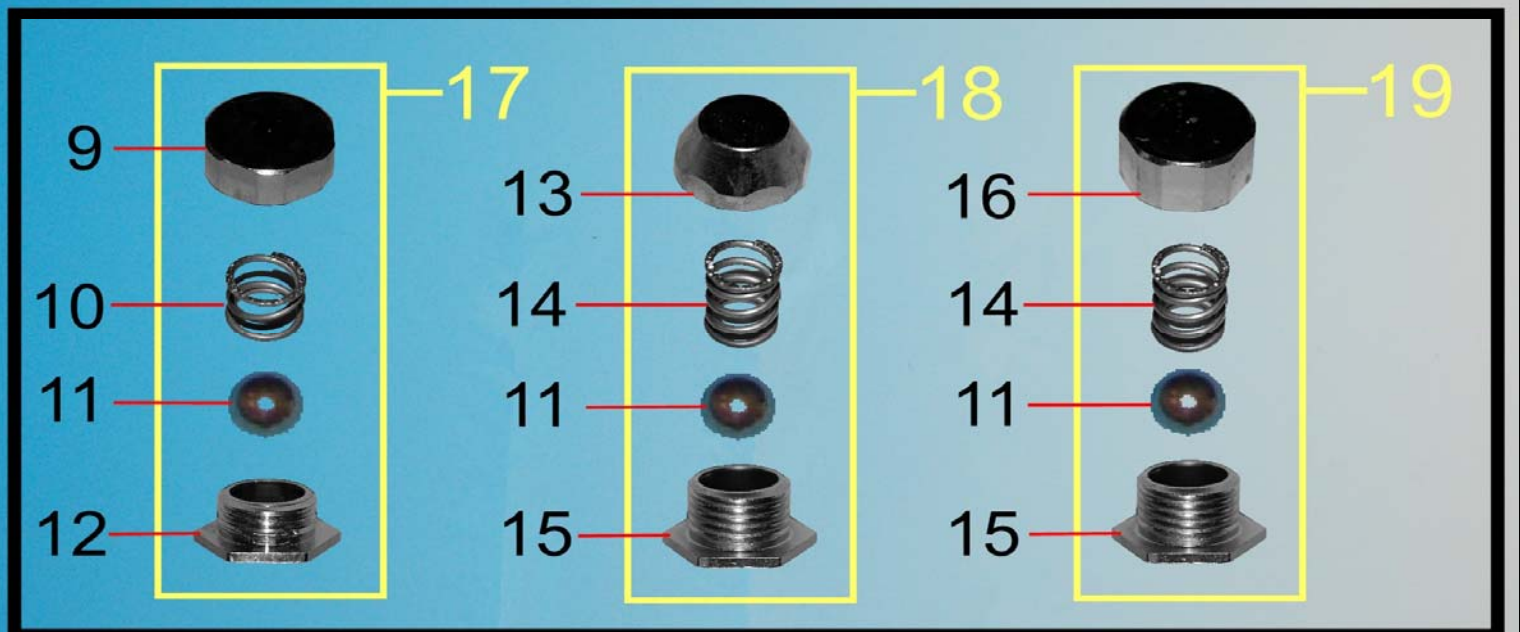



10











11


Pos.	Codice	Descrizione	Description	Description
1	AM010GBGR	Maniglia grigia	Handle, grey	Poignée porte grise
2	AM010SIM	Maniglia blu	Handle, blue, closed grip, rectangular	Poignée porte , bleue
3	AM010PA	Maniglia aperta nera	Handle, black, thru grip, angled	Poignée porte noire
4	AM010PCV	Maniglia chiusa verde	Handle, green, closed grip, curved	Poignée porte vert
5	AM010MD25	Maniglia chiusa ovale blu	Handle, blue, thru grip, oval	Poignée porte ovale, bleue
6	AM010CD25	Cornice sottomaniglia blu	Handle backplate, blue, oval	Entourage sous-poignée, bleue
7	AM010F	Maniglia curva inox	Handle, Stainless steel, round section	Poignée porte courbe, inox
8	AM010R	Maniglia poligonale inox	Handle, Stainless steel, angled section	Poignée porte inox inclinée
9	VVSP6100	Vite maniglia	Screw, door handle fixing	Vis pour poignée porte
10	OR106	Or per vite maniglia	O-Ring, door handle screw	Joint torique pour poignée
11	VD6I	Dado M6	Nut, M6	Ecrou, M6
12	AM010SMH	Cornice sottomaniglia nero	Handle backplate, rectangular	Entourage sous-poignée, noire
13	AM010CD25GR	Cornice sottomaniglia grigia	Handle backplate, grey, oval	Entourage sous-poignée, grise
14	AM010MD25GR	Maniglia chiusa ovale grigia	Handle, grey, thru grip, oval	Poignée porte grise
15	AM010SW	Maniglia chiusa nera	Handle, black, thru grip, double curved	Poignée porte noire
16	AM010PC	Maniglia chiusa nera	Handle, black, closed grip, curved	Poignée porte noire
17	AM010PAGR	Maniglia aperta grigia	Handle, grey, thru grip, angled	Poignée porte grise
18	AM010GB	Maniglia blu	Handle, blue	Poignée porte , bleue




Pos.	Codice	Descrizione	Description	Description
1	GMDP2	Deflettore porta 40x40*50x50	Door deflector 40x40*50x50	Deflecteur porte 40x40*50x50
2	AM014B	Angolare vasca	Plastic corner guard	Cornièrre extérieure
3	AMPCP	Paracolpo porta	Door stop	Pare-chocs
4	AMMP24DX	Molla destra per porta mod. 50x50	Door spring, rh model 50x50	Ressort droit porte model 50x50
5	AM412NTM	Perno porta modello 50x50	Door pin spacer model 50x50	Axe de la porte model 50x50
5A	AM012M	Distanziale	Door pin spacer	Entretoise
6	AMMP24SX	Molla sinistra per porta mod. 50x50	Door spring, lh model 50x50	Ressort gauche porte model 50x50
7	VVEI410I	Vite tce m4x10	Screw m4x10	Vis m4x10
8	AM0PFPPM	Piastrina fissaggio perno porta	Pin security plate	Plaquette fixation pivot porte
9	AM011ANT	Dado scrocchetto vasca doppia parete	Ball catch nut	Bouchon de la bille, double paroi
10	AM011CNT	Molla scrocchetto doppia parete	Ball catch spring	Ressort inox, double paroi
11	AM011D	Sfera scrocchetto	Ball catch ball	Bille inox
12	AM011ENT	Sede sfera scrocchetto doppia parete	Door ball catch seat	Siège ressort inox, double paroi
13	AM011AR	Dado scrocchetto vasca raggiata	Ball catch nut	Bouchon de la bille
14	AM011C	Molla scrocchetto	Ball catch spring	Ressort inox
15	AM011E	Sede sfera scrocchetto	Ball catch seat	Siège ressort inox
16	AM011A	Dado scrocchetto vasca quadra	Ball catch nut	Bouchon de la bille
17	AM011NT	Scrocchetto completo vasca doppia parete	Door ball catch assy, double skin	Fermeture de porte, double paroi
18	AM011R	Scrocchetto completo vasca raggiata	Door ball catch assy	Fermeture de porte
19	AM011	Scrocchetto completo vasca quadra	Door ball catch assy	Fermeture de porte




Pos.	Codice	Descrizione	Description	Description
1	GMPS5RDP	Pannello superiore "raggiato"	Top panel, steel	Panneau superieur inox
1A	GMPS5PR508	Pannello superiore L. 600 mm (2008)	Top panel, steel L. 600 mm (2008)	Panneau superieur inox L. 600 mm (2008)
1B	GMPS5PR5	Pannello superiore L. 570 mm	Top panel, steel L. 570 mm	Panneau superieur inox L. 570 mm
1C	GMPS5SIMPR5	Pannello superiore	Top panel, steel	Panneau superieur inox
1D	GMPS5N0S	Pannello superiore	Top panel, steel	Panneau superieur inox
2	GMVA5RPR5	Vasca raggiata	Wash cabinet	Cuve
2A	GMVA5PR5	Vasca quadra	Wash cabinet	Cuve
3	GMGC5DXINT	Guida supporto cestello destra	Basket ramp, RH	Support panier droit
4	GMGC5SXINT	Guida supporto cestello sinistra	Basket ramp, LH	Support panier gauche
5	GMBA5PR5	Basamento	Base	Socle
6	GMP05PR5	Porta	Door	Porte
7	GMPP5PR5	Pannello posteriore	Back panel	Panneau dossier




Pos.	Codice	Descrizione	Description	Description
1	GMPS5DP	Pannello superiore	Top panel	Panneau superieur
2	AMPV4DP	Profilo vasca doppia parete	U section,cabinet	Profil cuve
3	GMVA5DSGB	Vasca doppia parete	Wash cabinet, ABS version	Cuve, double paroi
4	GMBA5DSGB	Basamento doppia parete	Base, ABS version	Socle, double paroi
5	GMCR5DSGB	Cruscotto doppia parete	Front panel, ABS version	Panneau socle inox
6	GMPL5SXDS	Pannello laterale sinistro doppia parete	Side panel, LH	Panneau latéral gauche
7	GMPL5DXDS	Pannello laterale destro doppia parete	Side panel, RH	Panneau latéral droite
8	GMGC5DXIDS	Guida destra doppia parete	Basket ramp, RH	Guide droite
9	GMGC5SXIDS	Guida sinistra doppia parete	Basket ramp, LH	Guide gauche
10	GMPP5DSGB	Pannello posteriore doppia parete	Back panel	Panneau postérieur
10A	GMPP5DSGB07	Pannello posteriore air break (2007)	Back panel air break (2007)	Panneau postérieur air break (2007)
11	GMP05MDP	Porta doppia parete	Door	Porte
12	GMC0P05DP	Controporta doppia parete	Door inner	Contre-porte




Pos.	Codice	Descrizione	Description	Description
1	GMCR5R	Cruscotto basamento inox con cava	Bottom panel, with rinse aid aperture, steel	Panneau socle inox, avec ouverture
2	AM0TCBPLB	Tappo cava brillantante blu	Rinse aid insert, plastic panel, blue	Bouchon bleu
3	AM0TCBPLGR	Tappo cava brillantante grigio	Rinse aid insert, plastic panel, grey	Bouchon gris
4	AM0TCBPL	Tappo cava brillantante nero	Rinse aid insert, plastic panel, black	Bouchon noir
5	AM029	Spina contenitore brillantante	Securing rod, rinse aid insert	Tige pour bouchon
6	AM030	Tappo contenitore brillantante	Cap for rinse aid reservoir	Bouchon pour bidon produit de rinçage
7	AM027	Contenitore brillantante	Rinse aid reservoir	Bidon produit rinçage
8	AM028N	Cornice nera	Rinse aid insert, steel panel, black	Entourage noir
9	AM028GR	Cornice grigia	Rinse aid insert, steel panel, gray	Entourage gris
10	AM028ASIM	Cornice blu	Rinse aid insert, steel panel, blue	Entourage bleu
11	GMCR5SCR	Cruscotto basamento inox senza cava	Bottom panel, plain, steel	Panneau socle inox, sans ouverture






Pos.	Codice	Descrizione	Description	Description
1	GMCR5	Cruscotto inox con cava	Bottom panel, steel, with aperture	Panneau socle inox, avec ouverture
2	AM0TCBPLB	Tappo cava blu	Plastic cover for rinse aid opening, blue	Bouchon bleu
3	AM0TCBPLGR	Tappo cava grigio	Plastic cover for rinse aid opening, grey	Bouchon gris
4	AM0TCBPL	Tappo cava nero	Plastic cover for rinse aid opening, black	Bouchon noir
5	AM029	Spina fissaggio inox	Securing rod for rinse aid reservoir	Tige inox
6	AM030	Tappo contenitore brillantante	Cap for rinse aid insert	Bouchon pour bidon produit de rinçage
7	AM027	Contenitore brillantante	Rinse aid reservoir	Bidon produit de rinçage
8	AM028N	Cornice anteriore nera	Rinse aid reservoir frame, black	Cadre antérieur noir
9	AM028GR	Cornice anteriore grigio	Rinse aid reservoir frame, grey	Cadre antérieur gris
10	AM028ASIM	Cornice anteriore blu	Rinse aid reservoir frame, blue	Cadre antérieur blue
11	GMCR5SC	Cruscotto inox senza cava	Bottom panel, steel, without aperture	Panneau socle inox, sans ouverture




Pos.	Codice	Descrizione	Description	Description
1	GMC5PL	Cruscotto nero	Bottom panel, plastic, aperture, black	Panneau socle plastique noir
2	AM030	Tappo contenitore brillantante	Cap for rinse aid reservoir	Bouchon pour conteneur produit de rinçage
3	AM027	Contenitore brillantante	Rinse aid reservoir	Cuve produit de rinçage
4	AM029	Spina fissaggio inox	Securing rod for rinse aid reservoir	Tige pour bouchon
5	AM0TCBPL	Tappo cava nero	Plastic cover for rinse aid opening, black	Bouchon noir
6	GMC5PLGR	Cruscotto grigio	Bottom panel, plastic, aperture, grey	Panneau socle plastique gris
7	AM0TCBPLGR	Tappo cava grigio	Plastic cover for rinse aid opening, grey	Bouchon gris
8	GMC5PLBL	Cruscotto blu	Bottom panel, plastic, aperture, blue	Panneau socle plastique blue
9	AM0TCBPLB	Tappo cava blu	Plastic cover for rinse aid opening, blue	Bouchon blue



Pos.	Codice	Descrizione	Description	Description
1	GMPS5GBPL	Pannello superiore	Top panel	Panneau supérieur
2	GMPI4QC	Portainterruttori inox	Steel control panel	Porte-interrupteur inox
3	GMTPI5GBPL	Telaio portainterruttori	Control panel insert	Chassis porte-interrupteur inox
4	AM010GB	Maniglia	Door handle	Poigné
5	GMCR5GBPL	Cruscotto	Bottom panel	Panneau



Pos.	Codice	Descrizione	Description	Description
1	GS330	Tubo scarico Ø 31,5	Drain Pipe Ø 31,5	Flexible de vidange Ø 31,5
2	TC3415	Tubo carico "vde" mt. 1,5	Water Supply Hose, 3/4" BSP, 1,5 m	Tube entrée eau "vde" mt. 1,5
3	VDCVGB	Doppia valvola con tubo carico	Water Supply Hose+DbI Chk Valve,1,5m	Double valve avec tuyau entrée eau
4	GB055	Portagomma a "T" 2 vie	Double Tee Connector	Raccord à "T" 2 voies
5	GB017	Portagomma a "T" 1 via	Tee Connector	Raccord à "T" 1 voie
6	GB017NT	Portagomma a "L" 1 via	3 Way Connector	Raccord à "L" 1 voie
7	CEEV1	Elettrovalvola 1 via 220 volt	Solenoid Valve, 1-Way, 230V	Electrovanne 1 voie 220 volt
8	CEEV2	Elettrovalvola 2 vie 220 volt	Solenoid Valve, 2-Way, 230V	Electrovanne 2 voies 220 volt
9	AM016C	Confezione 4 piedini lavastoviglie	Set of 4 adjustable feet dishwashers	Set nr.4 pieds lave vaisselles
10	CTIP17	Inserto porta piattini 17 posti	Large saucer rack	Godet porte soucoupes petit
11	IP4PM	Inserto porta posate 4 posti con maniglia	Cutlery basket with handle	Godet porte couverts
12	GSDETP110COMP	Iniettore inox completo	Soap Inlet Elbow Assembly	Injecteur inox complete
13	DSDET040BC	Iniettore completo	Soap Elbow Assy	Injecteur complet
14	CQ5018PPL	Cestello 50x50 18 piatti	Plate rack 500 square	Panier 50x50 18 assiettes
15	CQ50RPL	Cestello 50x50 bicchieri	Glass rack 500 square	Panier 50x50 pour verres
16	CQIP5022P	Inserto 50x50 22 piatti	Dish insert 500 square 22 plates	Support 50x50 22 assiettes



0210/100.04

